

vtech[®]

Parent's Guide


Zoo Jamz Rock & Roar Karaoke™



91-003697-000 (US)

INTRODUCTION

Thank you for purchasing the **Zoo Jamz Rock & Roar Karaoke™**. Grab the mic and sing along to 30 child-friendly songs and melodies. Cool voice-changing effects, awesome animations and colorful lights add excitement to every performance.



INCLUDED IN THIS PACKAGE

- One **Zoo Jamz Rock & Roar Karaoke™**
- One parent's guide

WARNING:

All packing materials such as tape, plastic sheets, packaging locks, removable tags, cable ties and packaging screws are not part of this toy, and should be discarded for your child's safety.

NOTE:

Please keep this parent's guide as it contains important information.

ATTENTION :

Pour la sécurité de votre enfant, débarrassez-vous de tous les produits d'emballage tels que rubans adhésifs, feuilles de plastique, attaches, étiquettes et vis d'emballage. Ils ne font pas partie du jouet.

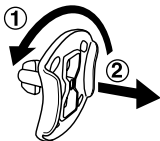
NOTE :

Il est conseillé de conserver ce guide des parents car il comporte des informations importantes.

Demo Strip Removal:

When the product is taken out of the packaging, locate the demo strip on the back of the lion's head. Remove it to activate normal play mode.

Unlock the packaging locks:




- ① Rotate the packaging lock counterclockwise 90 degrees.
- ② Pull out the packaging lock and discard.

GETTING STARTED

BATTERY INSTALLATION

1. Make sure the unit is turned **OFF**.
2. Locate the battery cover on the back of the unit.
3. Install 3 new AA (LR6/AM-3) batteries following the diagram inside the battery box. (The use of new alkaline batteries is recommended for maximum performance).
4. Replace the battery cover.



BATTERY NOTICE

- Use new alkaline batteries for maximum performance.
- Use only batteries of the same or equivalent type as recommended.
- Do not mix different types of batteries: alkaline, standard (carbon-zinc) or rechargeable, or new and used batteries.
- Do not use damaged batteries.
- Insert batteries with the correct polarity.
- Do not short-circuit the battery terminals.
- Remove exhausted batteries from the toy.
- Remove batteries during long periods of non-use.
- Do not dispose of batteries in fire.
- Do not charge non-rechargeable batteries.
- Remove rechargeable batteries from the toy before charging (if removable).
- Rechargeable batteries are only to be charged under adult supervision.

PRODUCT FEATURES

1. On/Off/Volume Control Switch

Move the **On/Off/Volume Control Switch** to the **Low** or **High** volume position. To turn the unit **Off**, slide the **On/Off/Volume Control Switch** to the **Off** position.



2. Category Buttons

Press one of the five **Category Buttons** to enter the menu.

ABC: Contains five alphabet songs.

123: Contains five number songs.

Animals: Contains five animal songs.

Fun: Contains five fun songs.

Games: Contains five games.



3. Left/Right Buttons and OK Button

In a menu, press **Left/Right Buttons** to select a song or game. Then, press the **OK Button** to play.



4. Talk Button

Press the **Talk Button** to put on a freestyle show. Sing or talk into the **Microphone** any way you'd like!



5. Voice On/Off Button

Press the **Voice On/Off Button** when a song is playing to drop the voice track of the song so you can sing karaoke into the **Microphone**. Press it again to turn the voice back on.



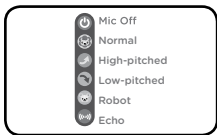
6. Music Button

Press the **Music Button** to listen to melodies. Press again to switch to another melody.



7. Voice Changer Selector

Move the **Voice Changer Selector** to switch on the **Microphone** and choose a voice changer effect.



8. Automatic Shut Off

To preserve battery life, the **Zoo Jamz Rock & Roar Karaoke™** will automatically turn off after several minutes without input. The unit can be turned on again by pressing any button.

ACTIVITIES

Game Time

Press the **Games Category Button** to enter the game menu. Press the **Left/Right Buttons** to choose one of five fun games that use the **Microphone** to play. Press the **OK Button** to start playing.

1. Roaring Concert

Blow into the **Microphone** to make the lion sing with roars.

2. Bubble Time

Blow into the **Microphone** as long as you can to see how many bubbles can fill the screen.

3. Who's There?

Blow into the **Microphone** to reveal the animals hiding behind the bushes.

4. It's Picture Time!

When the lion counts down to one, blow into the **Microphone** to keep the lion's mane out of his face for the picture.

5. Music Catcher

Blow into the **Microphone** to make the lion jump to collect the music notes.

LETTER SONGS

1. Alphabet Song

A-B-C-D-E-F-G

H-I-J-K-L-M-N-O-P

Q-R-S-T-U-V

W-X-Y and Z.

Now I know my A-B-Cs,

Next time won't you sing with me?

2. Bingo

There was a farmer who had a dog,

And Bingo was his name – O!

B-I-N-G-O,

B-I-N-G-O,

B-I-N-G-O,

And Bingo was his name-o!

3. Phonics Song

A says Aa and B says Buh

C says Kuh, D says Duh

E says Eh and F says Fff

G says Guh, H says Huh and I says Ih,

J says Juh, K says Kuh

L says Lll and M says Mmm

N says Nnn,

O says Ah and P says Puh

Q says Kwuh, R says Rrr

S says Sss and T says Tuh

U says uh,
V says Vuh and W says Wuh
X says Ks and Y says Yuh,
Z says Zzz

4. Go Lion

Lion begins with L,
Next comes I-O-N.
All together let's spell L-I-O-N!
Lion begins with L,
Next comes I-O-N.
All together let's spell L-I-O-N!

5. A, B, C, Tumble Down D

ABC, tumble down D,
The lion is hiding quietly.
ABC, tumble down D,
The lion is hiding quietly.

NUMBER SONGS

1. This Old Man

This old man, he played one
He played knick-knack on my thumb
With a knick-knack paddywhack, give a dog a bone
This old man came rolling home.
This old man, he played two
He played knick-knack on my shoe
With a knick-knack paddywhack, give a dog a bone
This old man came rolling home.

2. One, Two Buckle My Shoe

One, two, buckle my shoe.
Three, four, knock at the door.

Five, six, pick up sticks.
Seven, eight, lay them straight.
Nine, ten, a big fat hen!
One, two, buckle my shoe.
Three, four, knock at the door.
Five, six, pick up sticks.
Seven, eight, lay them straight.
Nine, ten, a big fat hen!

3. Three Little Kittens

Three little kittens they lost their mittens,
And they began to cry,
Oh, mother dear, we sadly fear
Our mittens we have lost.
What! Lost your mittens, you naughty kittens!
Then you shall have no pie.
Mee-ow, mee-ow, mee-ow.
No, you shall have no pie.

4. Ten Little Lions

1 little, 2 little, 3 little lions,
4 little, 5 little, 6 little lions,
7 little, 8 little, 9 little lions,
10 little lions roar!
1 little, 2 little, 3 little lions,
4 little, 5 little, 6 little lions,
7 little, 8 little, 9 little lions,
10 little lions roar!

5. Hickory, Dickory, Dock

Hickory, dickory, dock
The lion ran up the clock
The clock struck one,
The lion ran down,

Hickory, dickory, dock.
Hickory, dickory, dock
The lion ran up the clock
The clock struck two,
The lion ran down,
Hickory, dickory, dock.

ANIMAL SONGS

1. Itsy Bitsy Spider

The itsy bitsy spider climbed up the waterspout.
Down came the rain
and washed the spider out.
Out came the sun
and dried up all the rain
and the itsy bitsy spider climbed up the spout again.

2. Mary Had a Little Lamb

Mary had a little lamb, little lamb,
little lamb, Mary had a little lamb
whose fleece was white as snow.

3. Old MacDonald Had a Farm

Old MacDonald had a farm
E-I-E-I-O.
And on his farm he had a cow
E-I-E-I-O.
With a moo-moo here
And a moo-moo there
Here a moo, there a moo
Everywhere a moo-moo.
Old MacDonald had a farm
E-I-E-I-O.

4. Where Has my Little Dog Gone?

Oh where, oh where has my little dog gone?
Oh where, oh where can he be?
With his ears cut short and his tail cut long.
Oh where, oh where can he be?

5. Hey Diddle, Diddle

Hey diddle diddle,
The cat and the fiddle,
The cow jumped over the moon,
The little dog laughed to see such sport,
And the dish ran away with the spoon.
Hey diddle diddle,
The cat and the fiddle,
The cow jumped over the moon,
The little dog laughed to see such sport,
And the dish ran away with the spoon.

FUN SONGS

1. Here We Go Round the Mulberry Bush

Here we go round the mulberry bush,
The mulberry bush,
The mulberry bush.
Here we go round the mulberry bush,
So early in the morning.
This is the way we wash our clothes,
Wash our clothes,
Wash our clothes.
This is the way we wash our clothes,
So early in the morning.

2. Wheels on the Bus

The wheels on the bus go round and round, round and round,
round and round.

The wheels on the bus go round and round, all through the town. (x2)

3. Row, Row, Row Your Boat

Row, row, row your boat,

Gently down the stream.

Merrily, merrily, merrily, merrily,

Life is but a dream.

Row, row, row your boat,

Gently down the stream.

Merrily, merrily, merrily, merrily,

Life is but a dream.

4. Skip to my Lou

Skip, skip, skip to my Lou,

Skip, skip, skip to my Lou,

Skip, skip, skip to my Lou,

Skip to my Lou, my darlin,

Skip, skip, skip to my Lou,

Skip, skip, skip to my Lou,

Skip, skip, skip to my Lou,

Skip to my Lou, my darlin.

5. Won't You Sing

Won't you sing sing sing a song with me?

Sing it high, sing it low, sing it merrily.

Won't you sing sing sing a song with me?

Sing it loud, sing it soft, sing it merrily.

CARE & MAINTENANCE

1. Keep the unit clean by wiping it with a slightly damp cloth.
2. Keep the unit out of direct sunlight and away from any direct heat source.
3. Remove the batteries when the unit is not in use for an extended period of time.
4. Do not drop the unit on hard surfaces and do not expose the unit to moisture or water.

TROUBLESHOOTING

If for some reason the unit stops working or malfunctions, please follow these steps:

1. Please turn the unit **OFF**.
2. Interrupt the power supply by removing the batteries.
3. Let the unit stand for a few minutes, then replace the batteries.
4. Turn the unit **ON**. The unit should now be ready to play again.
5. If the product still does not work, replace with a new set of batteries.

If the problem persists, please call our Consumer Services Department at 1-800-521-2010 in the U.S. or 1-877-352-8697 in Canada, or by going to our website at vtechkids.com and filling out our Contact Us form located under the Customer Support link. A service representative will be happy to help you.

IMPORTANT NOTE:

Creating and developing **VTech**[®] products is accompanied by a responsibility that we at **VTech**[®] take very seriously. We make every effort to ensure the accuracy of the information, which forms the value of our products. However, errors sometimes can occur. It is important for you to know that we stand behind our products and encourage you to call our Consumer Services Department at 1-800-521-2010 in the U.S. or 1-877-352-8697 in Canada, or by going to our website at vtechkids.com and filling out our Contact Us form located under the Customer Support link with any problems and/or suggestions that you might have. A service representative will be happy to help you.

Note:

This equipment has been tested and found to comply with the limits for a Class B digital device, pursuant to Part 15 of the FCC Rules. These limits are designed to provide reasonable protection against harmful interference in a residential installation. This equipment generates, uses and can radiate radio frequency energy and, if not installed and used in accordance with the instructions, may cause harmful interference to radio communications. However, there is no guarantee that interference will not occur in a particular installation. If this equipment does cause harmful interference to radio or television reception, which can be determined by turning the equipment off and on, the user is encouraged to try to correct the interference by one or more of the following measures:

- Reorient or relocate the receiving antenna.
- Increase the separation between the equipment and receiver.
- Connect the equipment into an outlet on a circuit different from that to which the receiver is connected.
- Consult the dealer or an experienced radio/TV technician for help.

Supplier's Declaration of Conformity

Trade Name:	VTech [®]
Model:	5177
Product name:	Zoo Jamz Rock & Roar Karaoke [™]
Responsible Party:	VTech Electronics North America, LLC
Address:	1156 W. Shure Drive, Suite 200, Arlington Heights, IL 60004
Website:	vtechkids.com

Caution: Changes or modifications not expressly approved by the party responsible for compliance could void the user's authority to operate the equipment.

This device contains licence-exempt transmitter(s)/receiver(s) that comply with Innovation, Science and Economic Development Canada's licence-exempt RSS(s). Operation is subject to the following two conditions:

- (1) This device may not cause interference.
- (2) This device must accept any interference, including interference that may cause undesired operation of the device.

L'émetteur/récepteur exempt de licence contenu dans le présent appareil est conforme aux CNR d'Innovation, Sciences et Développement économique Canada applicables aux appareils radio exempts de licence. L'exploitation est autorisée aux deux conditions suivantes :

- 1) L'appareil ne doit pas produire de brouillage;
- 2) L'appareil doit accepter tout brouillage radioélectrique subi, même si le brouillage est susceptible d'en compromettre le fonctionnement.



**Visit our website for more
information about our products,
downloads, resources and more.**

vtechkids.com

Read our complete warranty policy online at
vtechkids.com/warranty



TM & © 2019 VTech Holdings Limited.
All rights reserved.
Printed in China.
91-003697-000 (S) (CA)